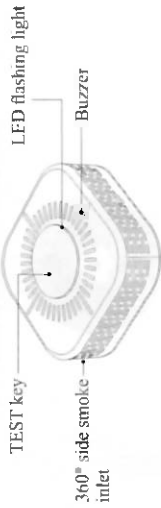


Wi-Fi Smoke Detection Alarm User Manual



Product Diagram



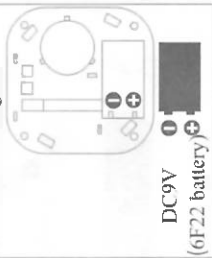
First use

1. Install the battery.

① Turn counterclockwise to open the mounting bracket, as shown in the figure below.



② Align the positive and negative poles to the correct position and install the battery, as shown in the figure



2. Test smoke.



Mobile APP

1. Download APP.



Tuya Smart


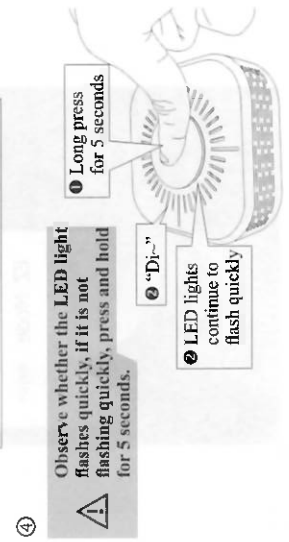
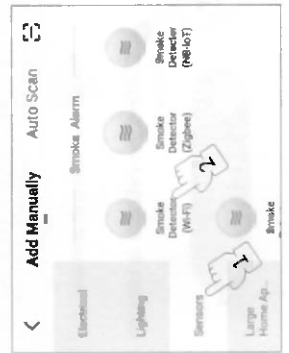


Smart Life

- Scan the QR code to download the APP.
- IOS: Download the “Tuya Smart” or “Smart Life” at APP Store.
- Android: Download the “Tuya Smart” or “Smart Life” at Google Play.

2. Network with mobile phone (two methods)

1: Wi-Fi fast connection



⑥

⑦



⚠ Connection failed, please select hotspot network configuration mode