

**SLA BATTERY—STANDARD SERIES**
**Specification**

Nominal Voltage	12V
Number of cell	6
Nominal Capacity	3.2Ah@20hr-rate (0.16A to 1.80V/cell @25°C)
Weight	Approx.1340g
Terminal	F1
Container Material	ABS (UL94-HB), Flammability resistance of UL94-V1 can be available upon request.
Rated Capacity	3.20Ah 20hr-rate (0.16A to 1.80V/cell @25°C)
	3.10Ah 10hr-rate (0.31A to 1.80V/cell @25°C)
	2.80Ah 5hr-rate (0.56A to 1.75V/cell @25°C)
	2.27Ah 1hr-rate (2.27A to 1.60V/cell @25°C)
Max. Discharge Current	48A(5sec)
Internal Resistance	Approx.46mΩ(Fully charged)
Operating Temp. Range	Discharge: -20°C~50°C
	Charge : -10°C~50°C
	Storage : -20°C~40°C
Cycle Use	Charging Current: ≤0.96A
	Voltage: 14.6V~14.8V
	Temperature compensation: -30mV/°C
Standby Use	Charging Current: No limit
	Voltage: 13.6V~13.8V
	Temperature compensation: -20mV/°C
Self-Discharge	less than 3% at 25°C
Design Life	6 years (floating charge)


**Introduction**

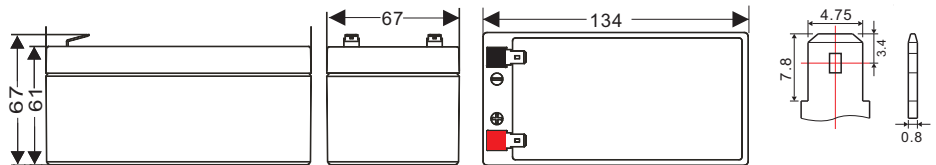
The MOTOMA standard series batteries designed with 6 years or more service life for general purpose, which designed with advanced technology, super heavy duty grid, high performance plates and electrolyte. The standard series batteries have long and reliable standby life and high consistency for better performance in series usage.

**Applications**

- ◆ Auto control system & ATM machine
- ◆ Electronic apparatus and equipment
- ◆ Emergency light & Emergency backup power supply & Alarm/Security system
- ◆ Power generation system (solar and wind power system, etc.)
- ◆ Communication power & DC power
- ◆ Electric Power System (EPS)
- ◆ Uninterruptable Power System (UPS)
- ◆ .....

**Dimensions**

Length	134±1mm (5.27 inches)
Width	67±1mm (2.64 inches)
Height	61±1mm (2.40 inches)
Total Height	67±1mm (2.64 inches)



Unit: mm

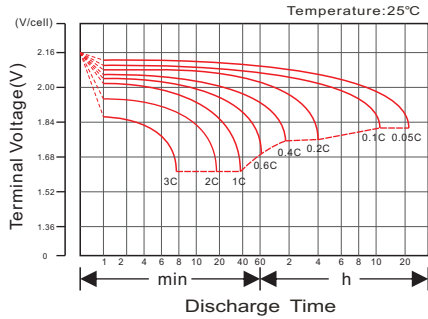
**Constant Current Discharge Characteristics: A (25°C)**

F. V/Time	5min	10min	15min	30min	1h	2h	3h	4h	5h	8h	10h	20h
1.60V/cell	12.96	8.659	6.658	3.847	2.276	1.187	0.840	0.689	0.571	0.379	0.328	0.184
1.65V/cell	12.49	8.322	6.445	3.788	2.263	1.178	0.836	0.686	0.568	0.377	0.325	0.177
1.70V/cell	11.81	8.065	6.297	3.759	2.247	1.175	0.833	0.682	0.564	0.376	0.321	0.174
1.75V/cell	10.67	7.547	5.969	3.674	2.214	1.161	0.830	0.679	0.561	0.374	0.318	0.167
1.80V/cell	9.531	7.033	5.638	3.585	2.181	1.141	0.823	0.676	0.557	0.373	0.311	0.161
1.85V/cell	8.399	6.516	5.310	3.496	2.152	1.124	0.817	0.672	0.554	0.371	0.308	0.157

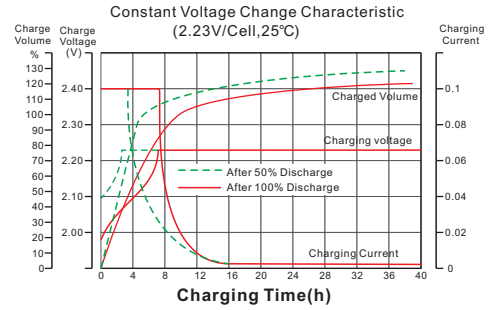
**Constant Power Discharge Characteristics: W (25°C)**

F. V/Time	5min	10min	15min	30min	1h	2h	3h	4h	5h	8h	10h	20h
1.60V/cell	141.7	92.10	74.84	46.17	27.30	14.22	10.06	8.226	8.047	4.553	3.876	2.167
1.65V/cell	138.0	92.00	73.77	45.42	27.22	14.14	10.04	8.207	7.987	4.517	3.836	2.087
1.70V/cell	135.2	89.24	72.08	45.13	27.16	14.10	10.02	8.207	7.966	4.511	3.796	2.047
1.75V/cell	122.2	85.56	68.32	44.04	26.71	13.88	9.958	8.148	7.946	4.499	3.757	1.968
1.80V/cell	109.2	80.04	64.55	43.00	26.25	13.69	9.879	8.088	7.926	4.480	3.697	1.908
1.85V/cell	96.14	74.52	60.80	41.96	25.80	13.49	9.801	8.029	7.905	4.480	3.637	1.849

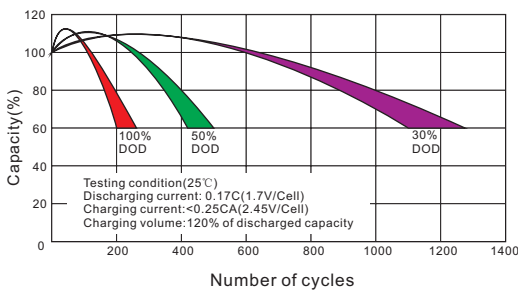
**Discharge Characteristics Curve**



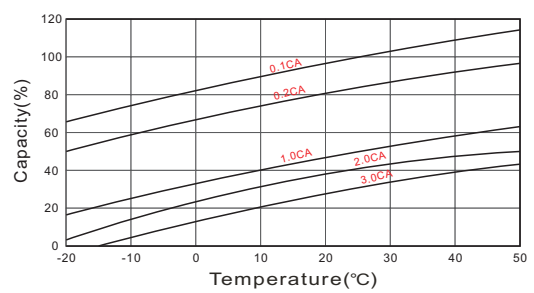
**Charging Characteristics Curve**



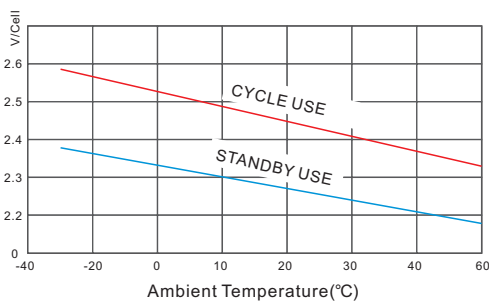
**Cycle life in relation to depth of Discharge**



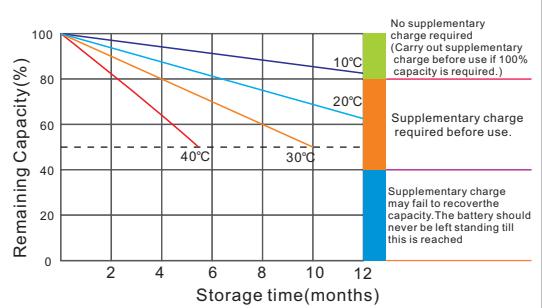
**Temperature effects on Capacity**



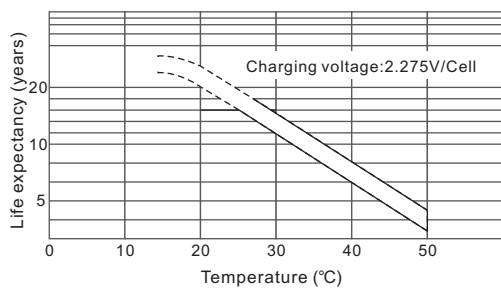
**Relationship between charging voltage and temperature**



**Self-discharge Characteristics**



**Temperature effects on Float life**



**Life Characteristics of Standby use**

